

ZKR 003 matching to SKR 122

## order numbers

ZKR 003

## general data

nominal data	max. 10 A 400 V
test voltage	2000 V <sub>eff</sub>
contact spring material	Ms improved
fixing	soldering pin 1 x M3
creeping resistance	CTI 250
weight	app. 7 g
installation situation	any
ambient temperature	-40 to +85 °C
number of poles	11-pole
protection standard	IP 30

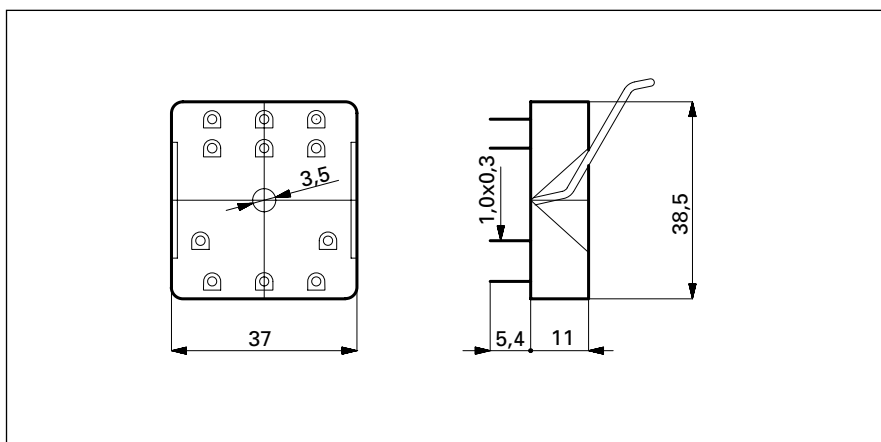
## accessories

metal clamp  
ZKR 008

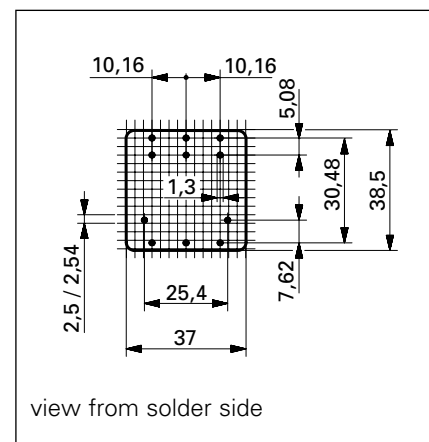
## tests, instructions

certificates	UL, CSA
insulation group	VDE 0110 / group C 250 VAC

## dimensions



## drilling plan




# SKR-screw socket with accessories

## socket

ZVE8



ZKE088



## data

nominal data		400 VAC 10 A	400 VAC 10 A
dimensions (L x B x H)	[mm]	57 x 38 x 28,5	75 x 38 x 26
ambient temperature	[°C]	-40 to +85	-40 to +85


## accessories

plug-in modules			E...
time module			STM 100
metal clamp		ZKR008	ZKR008

ZVE11



ZKX118



ZKE118



## data

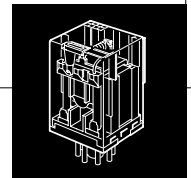
nominal data		400 VAC 10 A	400 VAC 10 A	400 VAC 10 A
dimensions (L x B x H)	[mm]	57 x 38 x 28,5	62 x 38 x 26	75 x 38 x 26
ambient temperature	[°C]	-40 to +85	-40 to +85	-40 to +85

## accessories

plug-in modules				E...
time modules				STM 100
metal clamp		ZKR008	ZKR008	ZKR008

## tests, instructions

certificates		UL, CSA
insulation group		VDE 0110 / group C 250 VAC



## time modules

### STM 100



### data


compatible to socket	ZKE088/118
function	programmable
time range	0,05s - 240h
rated voltage	24 - 240 VDC/VAC

### general data

time range	8 ranges: 1s, 10s, 1m, 10m, 1h, 10h, 1d, 10d
time adjustment	variable, 5% - 100% of the time range
time function	8 functions, selectable by DIP switches
display	green LED for ON-status, blinking at time delay
dimensions	B x H x T = 35 x 46,7 x 10,3 mm (without clamp)
weight	app. 14 g
permissible ambient temperature	-25 to +55 °C
nominal voltage	24V to 240V AC (-15%...+10%) , 24V to 250V DC (-15%...+10%)
frequency	48 Hz to 63 Hz
max. power consumption	24V AC/DC: 70mW , 240V AC/DC: 700mW
min. impulse time (B1)	AC: 50ms, DC: 30 ms
min. pause time (B1)	AC&DC: 100ms at 25°C, AC&DC: 140ms at 55°C
pull-in delay	AC: max. 40ms, DC: 20ms
reset time delay	AC&DC: max. 100ms at 25°C, AC&DC: max. 140ms at 55°C
control voltage	24V: min. 80% of supply voltage 230V: min. 95% of supply voltage
time delay after power loss	max. 10ms
start-up time	60ms
re-readiness time	max. 100ms at 25°C, max. 150ms at 55°C
reset at	UN ≤ 10V <sub>eff</sub>
precision at the scale stops	±0,5%
repeatability	<0,5% or 5ms (in % from scale value)
accuracy in adjustment	≤5%
temperature influence	≤0,01% / °C
voltage influence	≤0,001% / V
max. load current	100mA at 25°C

## plug-in modules

### E...



### data

compatible to socket	ZKE088/118	
free wheel diode	6 - 220 VDC	E 21
RC-circuit	110 - 230 VAC	E 51C
varistor	6 - 24 VAC	E 71
varistor	6 - 230 VAC	E 81
LED	24 - 60 VDC/ VAC	E 61EV
LED	110 - 230 VDC/ VAC	E 91V

